

LOCATION ANALYSIS

*From data
collection to
insights in minutes*



NEW ZEALAND
TRADE & ENTERPRISE
Te Taurapa Tūhono





MAXIME LAPEYRE
MAXIME.LAPEYRE@NZTE.GOV.T.NZ



DAMIAN WILLEMS
DAMIAN.WILLEMS@NZTE.GOV.T.NZ

HOW TO TRANSLATE A LARGE AMOUNT OF DATA INTO A SIMPLE VISUALISATION THAT PRODUCES SMART INSIGHTS.


***WE HAVE IDENTIFIED A PROCESS THAT IS SIMPLE, FAST,
SMART AND MAKES IT EASY TO PRESENT AND DIGEST
INFORMATION.***



WHAT DO WE USE?



+




+



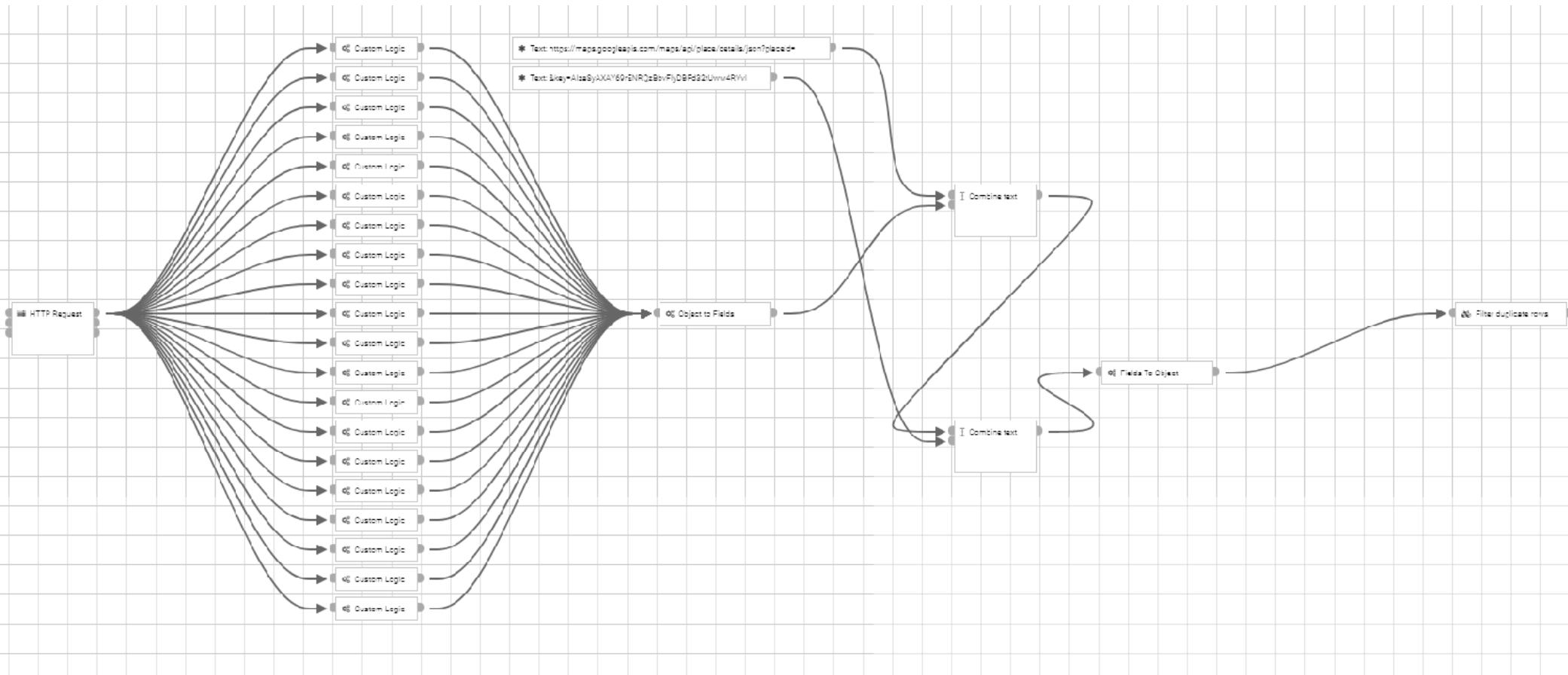
HOW WE DO IT?

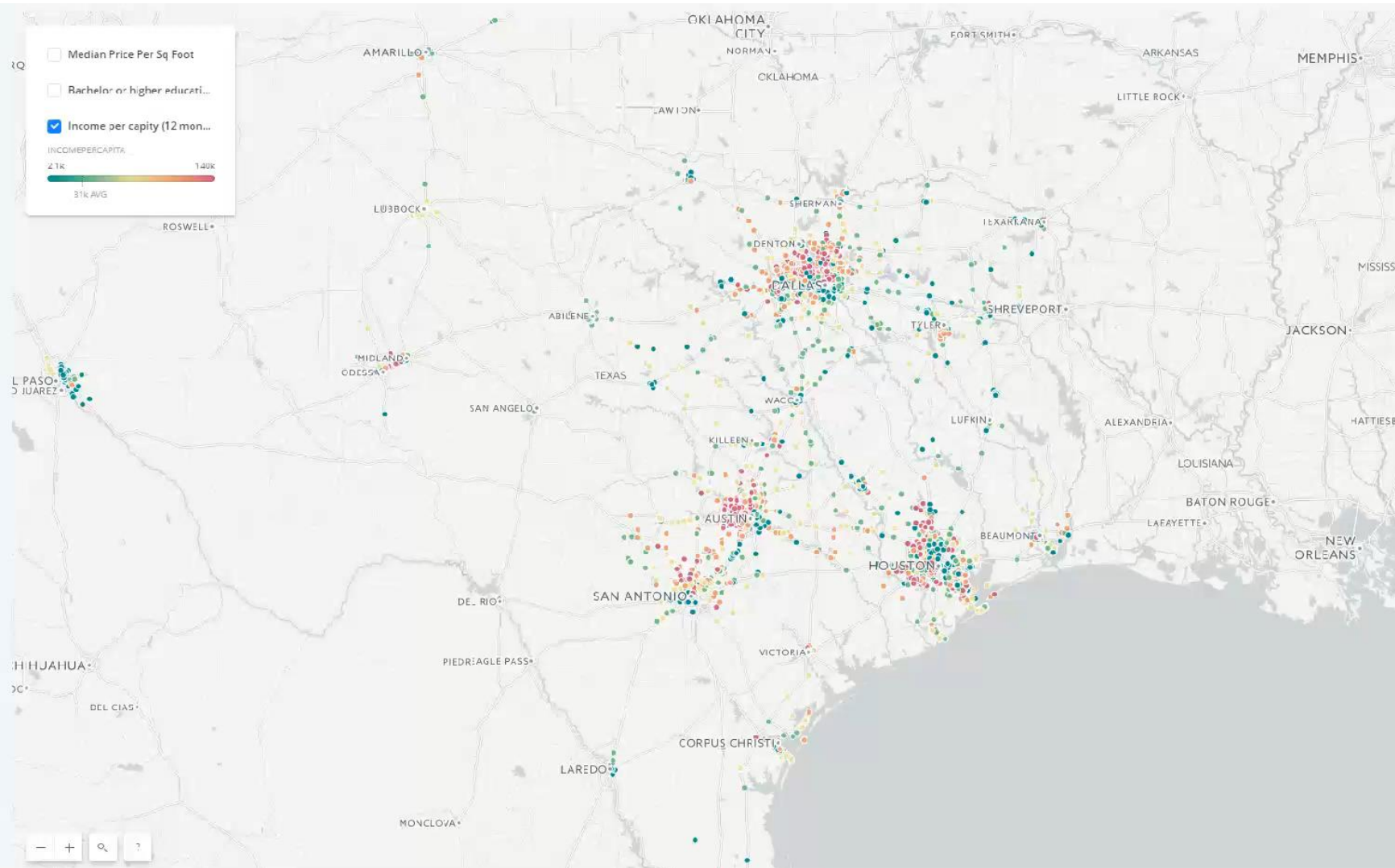




DATA COLLECTION:

MANUAL vs WEBSITE SCRAPING





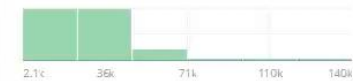
Median Value Per Sq Foot (USD)
435

Median Value Per Sq Foot (USD)
3.8K SELECTED



Avg. Income Per Capita (USD)
31,221.22

Avg. Income Per Capita (USD)
6.1K SFI FITFD

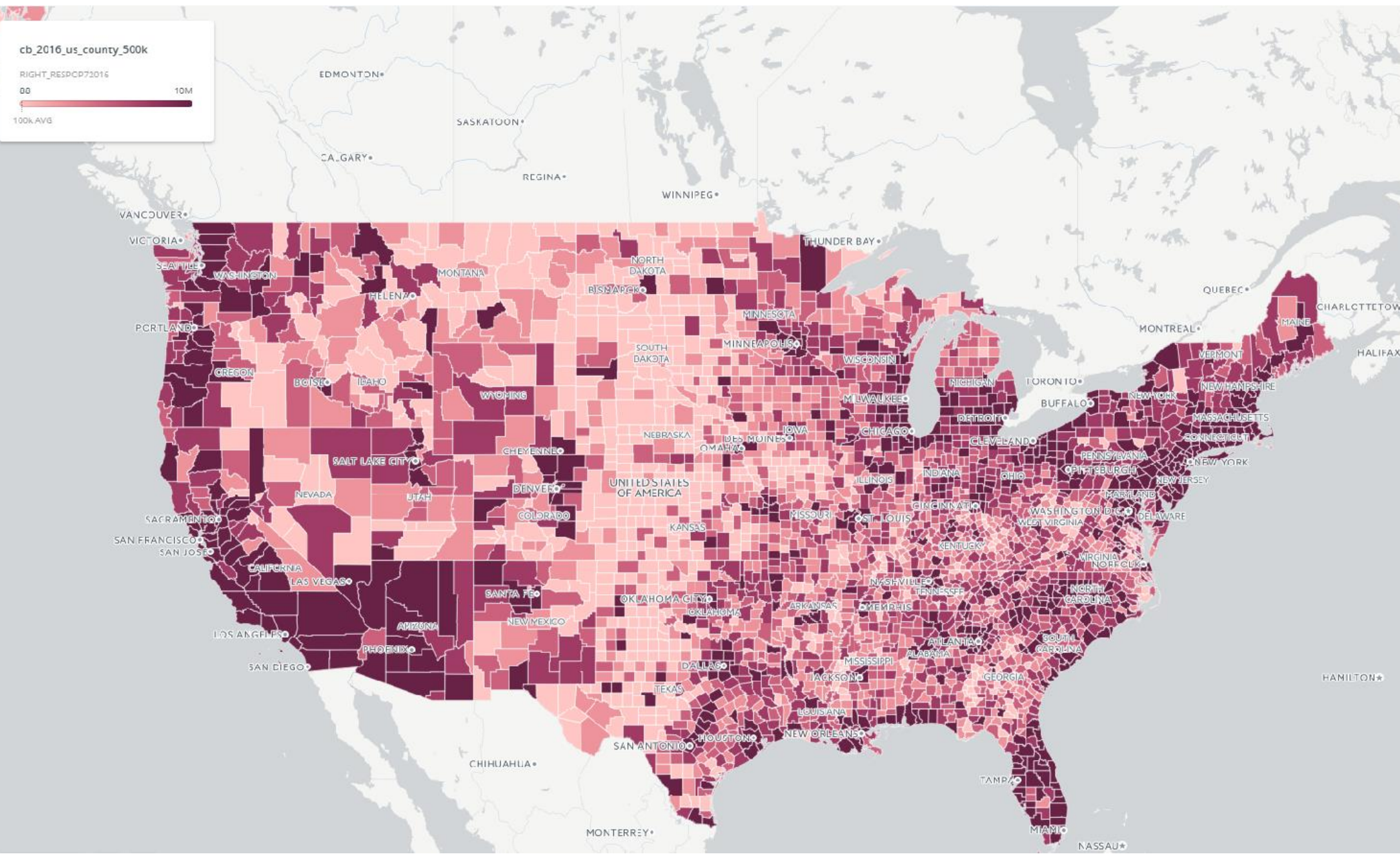


Name

Name	Count
ALL SELECTED	665
STARBUCKS	170
DOMINO'S PIZZA	70
DUNKIN' DONUTS	66
DENNY'S	65
IHOP	5.0k
OTHER	5.0k

SEARCH IN 7306 CATEGORIES

Has Bachelor Education
150.2



WHAT DO WE USE? RECAP



FIND A DATA SOURCE

- WEBSITE
- API

+



**AUTOMATE DATA
COLLECTION**

+



VISUALISE



The image features two vintage tin robots. The robot in the foreground is a light blue tin robot with a square head, large circular eyes, a triangular nose, and a red mouth with a white zipper-like pattern. It has a black spring on top of its head and a rectangular panel on its chest with two gauges and a mechanical diagram. The robot in the background is a white tin robot with a similar design, but it is out of focus. The background is a warm, blurred indoor setting with a lamp visible at the top.

QUESTIONS



MAXIME LAPEYRE

MAXIME.LAPEYRE@NZTE.GOV.T.NZ



DAMIAN WILLEMS

DAMIAN.WILLEMS@NZTE.GOV.T.NZ